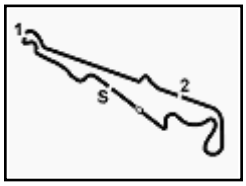

Paul Ricard 5.842 m

Paul Ricard Racing Weekend 29-31 August 2014
C.I. Gran Turismo - Analisi Tempi Libere 2

5 Audi Sport Italia (2'08.186)

Giro	1	2	3	4	T. Giro	km/h	Local Time
			CAPELLO D.				
		37.544	42.200	57.324		129.3	11:45'35.113
1	6.698	31.216	39.425	55.719	2'13.058	244.3	11:47'48.171
2	6.660	31.250	40.839	1'02.530	2'21.279	245.5	11:50'09.450
3	6.631	30.581	39.483	55.419	2'12.114	246.0	11:52'21.564
4	6.663	30.193	39.195	55.634	2'11.685 P	244.9	11:54'33.249
5	2'24.403	32.384	39.934	56.028	4'32.749 P	146.3	11:59'05.998
6	6.653	30.352	40.368	56.573	2'13.946	244.9	12:01'19.944
7	6.657	30.138	38.947	55.310	2'11.052	246.0	12:03'30.996
8	6.653	30.292	38.925	54.098	2'09.968 P	246.0	12:05'40.964
9	1'12.606	32.147	38.958	54.988	3'18.699 P	146.7	12:08'59.663
10	6.629	29.734	**38.255**	54.218	2'08.836	246.6	12:11'08.499
11	6.583	29.477	38.257	**53.869**	**2'08.186**	247.1	12:13'16.685
12	6.575	30.190	39.036	54.490	2'10.291 P	**248.3**	12:15'26.976
13	3'10.416	31.233	38.863	55.302	5'15.814 P	146.7	12:20'42.790
14	6.671	29.961	38.590	54.325	2'09.547	244.9	12:22'52.337
15	6.623	29.480	38.381	54.377	2'08.861	247.1	12:25'01.198
16	6.605	**29.331**	38.564	54.631	2'09.131	247.7	12:27'10.329
17	6.588	29.444	38.343	54.187	2'08.562	**248.3**	12:29'18.891

6 Audi Sport Italia (2'09.545)

Giro	1	2	3	4	T. Giro	km/h	Local Time
			MAPELLI M.				
		31.753	39.152	54.807		135.5	11:44'42.298
1	6.655	30.214	39.860	54.628	2'11.357	248.3	11:46'53.655
2	6.635	29.870	38.484	54.107	2'09.096 P	248.3	11:49'02.751
3	2'06.935	32.479	39.315	54.781	4'13.510 P	148.1	11:53'16.261
4	6.642	29.877	38.823	54.593	2'09.935	247.7	11:55'26.196
5	6.635	29.745	38.719	54.792	2'09.891	248.3	11:57'36.087
6	6.622	31.068	40.509	57.683	2'15.882 P	249.4	11:59'51.969
7	2'28.029	32.711	40.094	56.542	4'37.376 P	147.9	12:04'29.345
8	6.664	30.725	39.307	56.440	2'13.136	246.6	12:06'42.481
9	6.660	30.782	39.202	56.138	2'12.782 P	247.1	12:08'55.263
10	1'49.910	32.000	39.585	55.781	3'57.276 P	150.2	12:12'52.539
11	6.649	30.735	39.443	55.106	2'11.933	246.0	12:15'04.472
12	6.606	30.006	38.625	55.030	2'10.267	246.6	12:17'14.739
13	6.650	30.697	38.535	54.958	2'10.840	247.7	12:19'25.579
14	6.640	29.824	38.576	**54.505**	**2'09.545**	249.4	12:21'35.124
15	**6.594**	29.895	38.562	54.526	2'09.577	**250.0**	12:23'44.701
16	6.612	29.942	**38.369**	53.843	2'08.766 P	**250.0**	12:25'53.467
17	1'41.276	39.637	38.933	55.769	3'55.615 P	147.7	12:29'49.082

8 Easy Race (2'07.956)

Giro	1	2	3	4	T. Giro	km/h	Local Time
			MAGLI M.				
		34.244	39.221	54.676			11:42'30.500
1	6.130	30.131	38.328	**54.069**	2'08.658		11:44'39.158
2	6.148	30.125	41.949	58.727	2'16.949		11:46'56.107
3	6.141	29.744	38.216	59.831	2'13.932 P		11:49'10.039
4	5'20.732	36.228	41.333	55.827	7'34.120 P		11:56'44.159
5	6.149	29.829	38.229	54.180	2'08.387		11:58'52.546
6	6.137	**29.417**	**38.107**	54.295	**2'07.956**		12:01'00.502
7	6.137	29.682	38.119	54.293	2'08.231		12:03'08.733
8	6.135	29.824	39.546	55.588	2'11.093 P		12:05'19.826
9	3'12.589	41.679	53.068	56.647	5'43.983 P		12:11'03.809
10	6.153	30.187	38.180	54.146	2'08.666		12:13'12.475
11	**6.095**	29.889	40.642	54.523	2'11.149 P		12:15'23.624
12	1'55.473	36.902	39.563	56.698	4'08.636 P		12:19'32.260
13	6.187	31.541	39.745	56.546	2'14.019		12:21'46.279
14	6.158	31.307	39.244	55.869	2'12.578		12:23'58.857
15	6.175	30.998	38.666	55.773	2'11.612		12:26'10.469
16	6.132	30.598	38.624	1'13.266	2'28.620		12:28'39.089

9 MP1 Corse (2'08.075)

Giro	1	2	3	4	T. Giro	km/h	Local Time
			BALZAN A.				
		34.605	40.474	56.556		129.2	11:46'34.689
1	6.584	30.335	38.717	56.283	2'11.919	248.3	11:48'46.608
2	6.575	30.463	38.503	54.529	2'10.070	249.4	11:50'56.678
3	6.558	30.423	39.900	55.438	2'12.319 P	248.3	11:53'08.997
4	1'59.685	35.549	40.038	54.872	4'10.144 P	135.3	11:57'19.141
5	6.594	29.770	38.432	54.903	2'09.699	248.3	11:59'28.840
6	6.542	30.135	38.504	55.200	2'10.381	249.4	12:01'39.221
7	6.558	30.392	38.766	57.028	2'12.744 P	249.4	12:03'51.965
8	6'08.077	32.265	38.436	55.027	8'13.805 P	144.0	12:12'05.770
9	6.546	29.592	38.096	58.908	2'13.142	248.8	12:14'18.912
10	6.542	**29.495**	**37.961**	**54.077**	**2'08.075**	248.8	12:16'26.987
11	6.556	29.714	38.029	53.478	2'07.777 P	248.3	12:18'34.764
12	2'20.025	48.901	39.171	55.836	4'43.933 P		12:23'18.697
13	6.628	30.497	38.557	55.771	2'11.453	247.7	12:25'30.150
14	6.554	31.291	38.909	55.540	2'12.294	249.4	12:27'42.444
15	**6.533**	30.690	38.872	55.035	2'11.130	248.8	12:29'53.574

18 Autorlando Sport (2'11.611)

Giro	1	2	3	4	T. Giro	km/h	Local Time
			ROMANI E.				
		36.365	43.600	1'03.190		150.2	11:44'40.247
1	6.563	31.953	40.823	57.438	2'16.777	249.4	11:46'57.024
2	6.559	31.109	39.455	56.083	2'13.206	250.0	11:49'10.230
3	6.634	31.661	40.235	59.305	2'17.835	248.3	11:51'28.065
4	6.572	31.468	39.290	56.688	2'14.018	246.6	11:53'42.083
5	6.589	31.653	41.399	56.898	2'16.539	245.5	11:55'58.622
6	6.569	31.524	40.100	56.539	2'14.732	245.5	11:58'13.354
7	6.610	30.990	39.452	57.172	2'14.224	248.3	12:00'27.578
8	6.607	31.141	39.189	56.647	2'13.584	245.5	12:02'41.162
9	6.611	31.949	42.294	1'08.557	2'29.411 P	248.3	12:05'10.573
10	3'06.843	34.395	40.597	56.911	5'18.746 P	150.6	12:10'29.319
11	6.543	30.925	39.316	56.222	2'13.006	250.0	12:12'42.325
12	6.526	30.883	39.610	56.458	2'13.477	250.0	12:14'55.802
13	6.506	30.747	39.168	56.384	2'12.805	**251.2**	12:17'08.607
14	6.536	30.885	39.293	55.678	2'12.392	247.1	12:19'20.999
15	6.562	31.001	39.125	56.004	2'12.692	249.4	12:21'33.691
16	6.539	32.788	41.872	59.099	2'20.298 P	247.1	12:23'53.989
17	1'40.833	34.769	40.285	56.125	3'52.012 P	153.6	12:27'46.001
18	**6.496**	**30.666**	**38.884**	**55.565**	**2'11.611**	**251.2**	12:29'57.612

22 Kripton Motorsport (2'12.520)

Giro	1	2	3	4	T. Giro	km/h	Local Time
			BIANCO R.				
				59.061			11:43'12.834
1	7.077	31.532	40.528	59.887	2'19.024		11:45'31.858
2				56.844	2'15.319		11:47'47.177
3				57.364	2'15.876		11:50'03.053
4				57.290	2'15.494		11:52'18.547
5				57.413	2'15.109		11:54'33.656
6				56.754	2'14.298		11:56'47.954
7				56.986	2'16.115		11:59'04.069
8				58.754	2'16.585		12:01'20.654
9				1'08.195	2'41.030 P		12:04'01.684
10				57.107	5'35.729 P		12:09'37.413
11				55.992	**2'12.520**		12:11'49.933
12				56.596	2'14.730 P		12:14'04.663

24 Sport and You (2'11.946)

Giro	1	2	3	4	T. Giro	km/h	Local Time
			MORA F.				
		38.763	40.527	57.779		139.5	11:43'13.155
1	6.559	32.245	39.656	56.825	2'15.285	249.4	11:45'28.440
2	6.563	**30.438**	39.475	56.001	2'12.477	249.4	11:47'40.917
3	6.652			1'47.500	4'27.915 P	246.0	11:52'08.832
4	8'45.158	35.403	40.557	56.362	10'57.480 P	135.8	12:03'06.312
5	6.604	30.772	42.085	**55.627**	2'15.088	247.7	12:05'21.400
6	6.567			56.788	2'39.170	248.8	12:08'00.570
7	6.552	31.146	39.259	55.980	2'12.937	250.0	12:10'13.507
8	6.557	30.794	**38.896**	55.699	**2'11.946**	250.0	12:12'25.453
9	**6.540**	30.994	39.012	55.033	2'11.579 P	**250.6**	12:14'37.032
10	3'07.777	33.719	39.852	56.290	5'17.638 P	148.6	12:19'54.670
11	6.579	30.528	40.319	56.067	2'13.493	248.8	12:22'08.163
12	6.554	30.941	42.172	59.632	2'19.299 P	250.0	12:24'27.462

27 Scuderia Baldini 27 Network (2'07.317)

Giro	1	2	3	4	T. Giro	km/h	Local Time
			CASÈ L.				
		34.974	40.521	56.973		139.2	11:45'14.201
1	6.540	30.790	41.262	55.896	2'14.488 P	251.7	11:47'28.689
2	3'00.529	32.510	46.898	57.041	5'16.978 P	146.5	11:52'45.667
3	6.524	29.338	**37.832**	**53.797**	2'07.491	251.7	11:54'53.158
4	**6.495**	29.069	38.039	53.800	2'07.403	**254.1**	11:57'00.561
5	6.521	29.071	37.868	53.857	**2'07.317**	252.3	11:59'07.878
6	6.560	29.042	40.286	1'06.452	2'22.340	251.7	12:01'30.218
7	6.526	**29.010**	39.837	53.823	2'09.196 P	252.9	12:03'39.414
8	5'17.630	33.045	41.521	1'01.406	7'33.602 P	133.7	12:11'13.016
9	6.549	29.915	38.748	54.239	2'09.451	252.3	12:13'22.467
10	6.527	29.255	38.180	54.597	2'08.559	251.7	12:15'31.026
11	6.511	34.492	45.314	1'16.041	2'42.358	247.7	12:18'13.384

P = Box In/Out - C = Tempo Invalidato

Paul Ricard Racing Weekend 29-31 August 2014
C.I. Gran Turismo - Analisi Tempi Libere 2

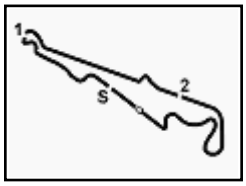

Paul Ricard 5.842 m

12	6.570	29.586	38.364	54.959	2'09.479	251,2	12:20'22.863
13	6.527	32.374	39.757	58.979	2'17.637	243,2	12:22'40.500
14	6.535	29.736	38.060	54.395	2'08.726	251,7	12:24'49.226
15	6.523	32.324	42.115	1'01.927	2'22.889 P	250,6	12:27'12.115

35 Magnoni Luca (2'11.144)

Giro	1	2	3	4	T. Giro	km/h	Local Time
			MAGNONI L.				
		37.349	42.813	58.266		120.1	11:42'46.058
1	6.624	33.114	41.036	58.262	2'19.036	245.5	11:45'05.094
2	6.543	32.008	40.699	57.257	2'16.507	248.3	11:47'21.601
3	**6.506**	31.573	40.006	1'21.392	2'39.477	**251.2**	11:50'01.078
4	6.537	32.295	39.943	57.948	2'16.723 P	248.8	11:52'17.801
5	3'00.115	34.957	41.579	1'00.498	5'17.149 P	136.9	11:57'34.950
6	6.536	33.224	41.766	57.456	2'18.982	249.4	11:59'53.932
7	6.521	31.798	39.920	57.030	2'15.269	249.4	12:02'09.201
8	6.575	31.191	40.389	57.092	2'15.247	249.4	12:04'24.448
9	6.569	31.931	40.320	57.726	2'16.546 P	247.7	12:06'40.994
10	2'11.423	34.413	40.599	57.105	4'23.540 P	123.6	12:11'04.534
11	6.527	30.449	38.825	55.528	2'11.329	250.6	12:13'15.863
12	6.542	**30.411**	39.052	55.962	2'11.967	246.0	12:15'27.830
13	6.559	30.527	**38.552**	**55.506**	**2'11.144**	246.6	12:17'38.974
14	6.583	31.142	38.830	1'00.422	2'16.977	248.3	12:19'55.951
15	6.547	31.114	38.930	55.959	2'12.550	248.3	12:22'08.501
16	6.522	35.577	47.082	57.215	2'26.396	248.3	12:24'34.897
17	6.562	30.657	38.992	55.776	2'11.987 P	247.7	12:26'46.884

44 Ebimotors (2'10.279)

Giro	1	2	3	4	T. Giro	km/h	Local Time
			DONATIVI V.				
		33.256	40.579	56.330		142.5	11:42'50.804
1	6.580	30.201	39.176	**54.903**	2'10.860	250.6	11:45'01.664
2	6.567	30.142	39.109	55.780	2'11.598	250.6	11:47'13.262
3	6.563	**30.056**	38.538	55.228	2'10.385	251.2	11:49'23.647
4	6.551	30.317	38.583	59.860	2'15.311 P	251.7	11:51'38.958
5	2'53.938	34.919	41.570	55.766	5'06.193 P	122.3	11:56'45.151
6	6.539	30.079	**38.476**	55.185	**2'10.279**	250.6	11:58'55.430
7	6.563	30.070	38.611	55.360	2'10.604	250.6	12:01'06.034
8	6.575	30.243	38.627	55.045	2'10.490	249.4	12:03'16.524
9	6.553	30.334	38.563	57.339	2'12.789 P	251.2	12:05'29.313
10	1'58.498	33.907	41.732	1'02.881	4'17.018 P	138.3	12:09'46.331
11	6.551	32.043	39.736	56.968	2'15.298	250.6	12:12'01.629
12	6.516	31.415	39.579	1'38.259	2'55.769	252.3	12:14'57.398
13	6.517	31.858	39.244	58.657	2'16.276	252.3	12:17'13.674
14	6.560	32.979	39.850	56.994	2'16.383 P	250.6	12:19'30.057
15	1'18.091	33.686	39.190	56.968	3'27.935 P	152.8	12:22'57.992
16	6.549	31.221	39.454	57.217	2'14.441	251.7	12:25'12.433
17	6.513	31.082	39.189	56.648	2'13.432	252.9	12:27'25.865
18	**6.491**	31.165	39.327	57.750	2'14.733	**253.5**	12:29'40.598

58 Autorlando Sport (2'07.554)

Giro	1	2	3	4	T. Giro	km/h	Local Time
			BERETTA M.				
		33.216	40.459	56.206		154.1	11:47'10.791
1	6.527	30.316	38.649	55.558	2'11.050	251.7	11:49'21.841
2	6.571	**29.809**	38.649	55.860	2'10.889	250.0	11:51'32.730
3	6.566	33.631	51.730	57.986	2'29.913	250.0	11:54'02.643
4	6.545	30.203	39.490	55.436	2'11.674	250.6	11:56'14.317
5	6.541	30.135	38.742	**55.080**	2'10.498	251.2	11:58'24.815
6	6.547	30.088	**35.432**	55.487	**2'07.554**	250.6	12:00'32.369
7	6.529	30.081	38.698	55.736	2'11.044	251.2	12:02'43.413
8	6.561	32.098	41.053	58.762	2'18.474 P	251.2	12:05'01.887
9	1'53.603	31.859	39.212	55.459	4'00.133 P	153.6	12:09'02.020
10	6.531	31.450	38.928	55.708	2'12.617	**252.3**	12:11'14.637
11	**6.516**	30.128	38.630	55.509	2'10.783	**252.3**	12:13'25.420
12	6.546	30.182	40.003	57.479	2'14.210 P	249.4	12:15'39.630
13	2'34.976	31.667	39.171	56.636	4'42.450 P	154.9	12:20'22.080
14	6.530	31.077	38.804	55.480	2'11.891	251.2	12:22'33.971
15	6.528	30.264	38.569	55.134	2'10.495	251.2	12:24'44.466
16	6.527	30.312	38.885	57.903	2'13.627	250.6	12:26'58.093
17	6.530	30.237	38.696	54.249	2'09.712 P	250.6	12:29'07.805

77 BMS Scuderia Italia (2'09.765)

Giro	1	2	3	4	T. Giro	km/h	Local Time
			LUCCHINI L.				
		33.899	40.077	56.608		146,5	11:43'48.615
1	6.600	30.577	39.182	56.258	2'12.617	243.8	11:46'01.232
2	6.607	30.157	39.177	56.294	2'12.235	244.3	11:48'13.467
3	6.572	30.695	39.281	55.793	2'12.341	245.5	11:50'25.808
4	6.606	30.411	38.888	57.213	2'13.118	245,5	11:52'38.926
5	6.591	30.429	39.522	55.980	2'12.522	245,5	11:54'51.448
6	6.608	30.255	39.077	55.865	2'11.805	245,5	11:57'03.253
7	6.596	1'13.305	42.178	56.586	2'58.665 P	246,0	12:00'01.918
8	5'18.094	32.518	38.769	55.665	7'25.046 P	147,1	12:07'26.964
9	6.595	30.177	41.327	57.817	2'15.916 P	244,9	12:09'42.880
10	2'53.043	30.767	39.289	55.604	4'58.703 P	143,0	12:14'41.583
11	6.564	**29.653**	**38.375**	**55.173**	**2'09.765**	245,5	12:16'51.348
12	6.582	29.845	41.488	54.938	2'12.853 P	245,5	12:19'04.201
13	1'40.605	32.161	39.660	57.802	3'50.228 P	149,2	12:22'54.429
14	**6.553**	31.172	39.781	56.449	2'13.955	**247,1**	12:25'08.384
15	6.592	31.893	39.287	57.351	2'15.123	244.9	12:27'23.507
16	6.561	38.737	40.893	56.820	2'23.011 P	246.6	12:29'46.518

103 Antonelli Motorsport (2'14.215)

Giro	1	2	3	4	T. Giro	km/h	Local Time
			ALESSANDRI P.				
			46.527	1'00.154			11:46'59.931
1			41.365	1'33.515	2'54.830		11:49'54.761
2			40.272	58.942	2'17.849		11:52'12.610
3			40.944	1'05.603	2'25.150 P		11:54'37.760
4			45.769	1'00.694	5'03.942 P		11:59'41.702
5			40.119	57.220	2'16.217		12:01'57.919
6			39.999	57.124	2'15.443		12:04'13.362
7			39.959	57.258	2'15.428		12:06'28.790
8			47.173	1'07.920	2'36.548 P		12:09'05.338
9	3'48.606	40.332	47.513	1'01.989	6'18.440 P	111.3	12:15'23.778
10			44.808	1'07.605	2'35.198		12:17'58.976
11			39.972	57.443	2'15.713		12:20'14.689
12			39.655	56.864	2'14.341		12:22'29.030
13			39.665	56.783	**2'14.215**		12:24'43.245
14	8.026	33.148	42.304	1'02.005	2'25.483 P	**163.4**	12:27'08.728

104 Antonelli Motorsport (2'20.273)

Giro	1	2	3	4	T. Giro	km/h	Local Time
			BACCANI A.				
			55.425	1'06.246			11:46'40.310
1	6.903	34.778	43.167	1'01.610	2'26.458	228.3	11:49'06.768
2	6.869	34.031	43.494	1'02.577	2'26.971	232.8	11:51'33.739
3	6.847	33.706	42.261	1'00.457	2'23.271	231.8	11:53'57.010
4	6.862	33.037	42.623	1'00.636	2'23.158 P	234.8	11:56'20.168
5	1'50.874	34.660	42.250	**59.563**	4'07.347 P	138.6	12:00'27.515
6	6.857	33.019	41.741	1'00.150	2'21.767	**235.3**	12:02'49.282
7	6.880	32.799	41.617	59.640	2'20.936	232.8	12:05'10.218
8	6.854	32.456	41.609	1'00.426	2'21.345	232.8	12:07'31.563
9	6.850	32.722	**41.053**	59.786	2'20.411 P	233.3	12:09'51.974
10			42.295	59.588	6'19.995 P		12:16'11.969
11	6.858	33.096	41.522	1'00.071	2'21.547	233.8	12:18'33.516
12	6.858	32.485	41.322	59.608	**2'20.273**	233.8	12:20'53.789
13	6.866	32.605	41.340	59.909	2'20.720	232.3	12:23'14.509
14	**6.842**	32.757	41.611	59.715	2'20.925	233.3	12:25'35.434
15	**6.842**	**32.339**	41.319	1'19.219	2'39.719	233.3	12:28'15.153

111 'Spezz' (2'16.025)

Giro	1	2	3	4	T. Giro	km/h	Local Time
			"SPEZZ"				
		38.856	46.173	1'02.738		125,0	11:42'56.810
1	6.848	33.743	41.034	59.153	2'20.778	218.2	11:45'17.588
2			40.655	58.792	2'18.277		11:47'35.865
3			**37.992**	59.581	2'16.259		11:49'52.124
4			40.540	58.619	2'18.095		11:52'10.219
5			40.174	59.360	2'19.297 P		11:54'29.516
6			44.855	58.954	8'52.878 P		12:03'22.394
7			40.362	58.965	2'17.924		12:05'40.318
8	6.830	31.652	40.302	58.136	2'16.920	234.8	12:07'57.238
9				1'11.277	2'52.477 P		12:10'49.715
10			43.415	1'02.210	5'42.732 P		12:16'32.447
11	6.799	35.325	41.214	1'00.654	2'23.992	208.9	12:18'56.439
12	6.727	32.896	40.909	58.433	2'18.965	229.3	12:21'15.404
13	6.705	32.508	40.500	57.907	2'17.620	235.3	12:23'33.024
14	6.684	32.358	40.356	57.657	2'17.055	237.9	12:25'50.079
15	**6.669**	**31.431**	40.530	**57.395**	**2'16.025**	**238.9**	12:28'06.104
16	6.703	31.650	40.333	56.901	2'15.587 P	**238.9**	12:30'21.691

116 Mancinelli Daniel (2'13.877)

Giro	1	2	3	4	T. Giro	km/h	Local Time
			MANCINELLI D.				
		40.433	45.789	1'03.509			11:44'02.283
1	6.993	34.093	42.657	1'00.573	2'24.316	217.3	11:46'26.599

P = Box In/Out - C = Tempo Invalidato

Paul Ricard Racing Weekend 29-31 August 2014
C.I. Gran Turismo - Analisi Tempi Libere 2

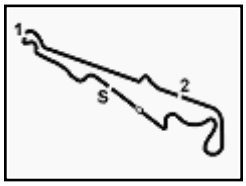

Paul Ricard 5.842 m

2	6.864	32.649	42.412	1'00.194	2'22.119	236.3	11:48'48.718
3	6.805	33.529	43.522	1'00.556	2'24.412 P	237.9	11:51'13.130
4	3'32.889			1'01.572	6'20.350 P	92.4	11:57'33.480
5	6.879	32.898	43.027	1'00.353	2'23.157	235.8	11:59'56.637
6	6.802	32.374	41.522	59.879	2'20.577	237.9	12:02'17.214
7	6.817	32.171	41.023	1'00.541	2'20.552	238.4	12:04'37.766
8	6.805			1'01.643	2'25.692 P	238.4	12:07'03.458
9	2'02.411	36.922	42.857	1'00.336	4'22.526 P	122.0	12:11'25.984
10	6.806	32.678	41.035	58.934	2'19.453	238.4	12:13'45.437
11	6.795	32.342	40.744	59.032	2'18.913	238.9	12:16'04.350
12	6.827	32.463	41.779	1'00.545	2'21.614	237.4	12:18'25.964
13	6.823	32.480	40.942	59.607	2'19.852	237.9	12:20'45.816
14	6.793			1'10.674	2'31.839 P	237.4	12:23'17.655
15	1'55.056	32.596	40.459	58.024	4'06.135 P	139.0	12:27'23.790
16	**6.712**	30.783	**39.734**	**56.648**	**2'13.877**	**241.6**	12:29'37.667

123 Drive Technology Italia (2'16.226)

Giro	1	2	3	4	T. Giro	km/h	Local Time
			BODEGA G.				
		37.109	41.932	1'00.233		133.7	11:43'19.120
1	6.781	32.609	41.726	58.057	2'19.173	233.3	11:45'38.293
2	6.789	31.899	40.454	1'01.350	2'20.492	234.3	11:47'58.785
3	7.177	31.942	40.704	58.680	2'18.503	226.9	11:50'17.288
4	6.761	31.476	**40.293**	**57.696**	**2'16.226**	234.8	11:52'33.514
5	6.752	32.882	41.220	59.775	2'20.629 P	235.3	11:54'54.143
6	1'58.398	36.318	45.591	59.858	4'20.165 P	138.8	11:59'14.308
7	6.750	31.874	40.429	58.233	2'17.286	235.3	12:01'31.594
8	6.777	**31.378**	40.823	58.914	2'17.892	234.3	12:03'49.486
9	6.806	31.880	40.751	58.483	2'17.920 P	232.8	12:06'07.406
10	2'19.744	38.872	42.807	59.980	4'41.403 P	129.8	12:10'48.809
11	6.749	32.756	41.388	58.884	2'19.777	236.3	12:13'08.586
12	6.737	32.744	42.644	59.435	2'21.560	234.3	12:15'30.146
13	6.743	32.974	41.404	58.686	2'19.807	231.8	12:17'49.953
14	6.744	32.575	40.724	1'11.092	2'31.135	234.8	12:20'21.088
15	6.832	34.341	49.100	1'06.590	2'36.863	230.8	12:22'57.951
16	8.331	35.050	41.753	59.056	2'24.190	198.2	12:25'22.141
17	**6.712**	32.594	42.271	1'12.957	2'34.534	**236.8**	12:27'56.675

132 Antonelli Motorsport (2'17.956)

Giro	1	2	3	4	T. Giro	km/h	Local Time
			GALBIATI M.				
			48.486	1'02.858			11:47'08.620
1	6.931	33.342	41.285	1'00.900	2'22.458	231.3	11:49'31.078
2	6.902	32.286	41.622	1'01.142	2'21.952	231.8	11:51'53.030
3	6.889	32.363	41.304	1'01.077	2'21.633	231.8	11:54'14.663
4	6.893	32.562	41.074	1'00.443	2'20.972	231.8	11:56'35.635
5	6.882	31.942	41.098	1'01.423	2'21.345	232.3	11:58'56.980
6			41.474	1'01.988	2'22.772 P		12:01'19.752
7			43.487	1'00.700	4'14.929 P		12:05'34.681
8	6.854	32.497	40.977	59.697	2'20.025	**233.8**	12:07'54.706
9	6.861	32.407	42.465	1'02.195	2'23.928 P	233.3	12:10'18.634
10			44.557	1'01.924	4'33.545 P		12:14'52.179
11	6.882	32.700	42.026	1'00.931	2'22.539	232.3	12:17'14.718
12	6.911	32.872	41.122	59.420	2'20.325	230.3	12:19'35.043
13			41.168	59.005	2'19.607		12:21'54.650
14			40.942	**58.531**	2'18.341		12:24'12.991
15			**40.454**	58.846	2'18.693		12:26'31.684
16	**6.843**	**31.663**	40.643	58.807	**2'17.956**	**233.8**	12:28'49.640

133 "El Pato" (2'12.751)

Giro	1	2	3	4	T. Giro	km/h	Local Time
			"EL PATO"				
			42.889	59.808			11:46'27.997
1			41.080	59.529	2'19.298		11:48'47.295
2			40.335	57.634	2'16.185		11:51'03.480
3	6.737			56.457	2'18.601 P	245.5	11:53'22.081
4	2'53.319	33.836	42.220	57.944	5'07.319 P	149.6	11:58'29.400
5	6.734	30.945	40.116	57.997	2'15.792	**252.9**	12:00'45.192
6	6.644	31.102	39.826	57.374	2'14.946	251.2	12:03'00.138
7	6.641	30.654	39.608	56.457	2'13.360	252.3	12:05'13.498
8	6.727	34.671	42.179	57.605	2'21.182 P	237.4	12:07'34.680
9	2'13.759	37.270	42.101	59.398	4'32.528 P	117.8	12:12'07.208
10	6.673	30.995	39.775	56.784	2'14.227	246.0	12:14'21.435
11	6.611	30.608	40.126	56.924	2'14.269	248.8	12:16'35.704
12	6.629	31.561	40.099	56.555	2'14.844	250.6	12:18'50.548
13	6.663	30.516	39.468	57.081	2'13.728	247.1	12:21'04.276
14	6.643	33.869	44.046	1'03.448	2'28.006	247.7	12:23'32.282
15	6.669	30.825	39.706	**56.097**	2'13.297	244.9	12:25'45.579
16	**6.598**	**30.187**	**39.246**	56.720	**2'12.751**	**252.9**	12:27'58.330
17	6.739	36.236	44.287	58.597	2'25.859 P	211.8	12:30'24.189

134 Tempesta Sascha (2'13.033)

Giro	1	2	3	4	T. Giro	km/h	Local Time
			TEMPESTA S.				
		34.640	42.134	58.562		122.3	11:45'24.427
1			39.685	1'20.838	2'37.836		11:48'02.263
2	6.773	30.585	39.662	56.416	2'13.436	235.3	11:50'15.699
3	6.736	30.727	39.633	**56.259**	2'13.355	238.4	11:52'29.054
4	6.724	30.447	**39.416**	56.446	**2'13.033**	237.4	11:54'42.087
5	6.732	**30.443**	39.848	58.452	2'15.475 P	**240.5**	11:56'57.562
6	6'48.734	35.544	43.806	1'01.081	9'09.165 P	137.8	12:06'06.727
7	6.831	31.763	41.133	58.557	2'18.284	234.3	12:08'25.011
8	6.807	32.061	40.583	58.438	2'17.889	238.4	12:10'42.900
9	6.753	31.035	40.209	57.876	2'15.873	238.4	12:12'58.773
10	6.750	31.562	40.342	1'32.588	2'51.242	236.3	12:15'50.015
11	6.772	31.599	40.127	57.905	2'16.403	238.9	12:18'06.418
12	6.785	31.520	40.050	1'06.194	2'24.549	238.4	12:20'30.967
13	6.794	31.758	46.018	1'30.745	2'55.315	237.9	12:23'26.282
14	12.198	34.638	40.223	57.928	2'24.987	147.1	12:25'51.269
15	**6.702**	31.504	40.027	58.469	2'16.702	**240.5**	12:28'07.971
16	6.742	31.742	40.503	58.774	2'17.761 P	238.4	12:30'25.732

63 Imperiale Racing

Giro	1	2	3	4	T. Giro	km/h	Local Time
			BORTOLOTTI M.				
		36.853	43.555	59.501		136.9	11:45'39.907
1	6.672	32.537	40.250	1'15.057	2'34.516 P	**232.8**	11:48'14.423
2	32'50.088	36.768	44.362	1'14.155	35'25.373 P	141.0	12:23'39.796

P = Box In/Out - C = Tempo Invalidato